

FORM NO. MGT-7

[Pursuant to sub-Section(1) of section 92 of the Companies Act, 2013 and sub-rule (1) of rule 11of the Companies (Management and Administration) Rules, 2014]



Annual Return (other than OPCs and Small Companies)

Form language ☒ English ☐ Hindi

Refer the instruction kit for filing the form.

I. REGISTRATION AND OTHER DETAILS

(i) * Corporate Identification Number (CIN) of the company

L93010MH1951PLC008546

Pre-fill

Global Location Number (GLN) of the company

* Permanent Account Number (PAN) of the company

AAACC2734N

(ii) (a) Name of the company

CRAVATEX LIMITED

(b) Registered office address

1st Floor, Godrej Bhavan
4A Home Street, Charanjit Rai Marg
Fort, Mumbai - 400 001



(c) *e-mail ID of the company

info@cravatex.com

(d) *Telephone number with STD code

02266667474

(e) Website

http://cravatex.com/

(iii) Date of Incorporation

22/06/1951

(iv)	Type of the Company	Category of the Company	Sub-category of the Company
	Public Company	Company limited by shares	Indian Non-Government company

(v) Whether company is having share capital



Yes



No

(vi) *Whether shares listed on recognized Stock Exchange(s)



Yes



No

(a) Details of stock exchanges where shares are listed

S. No.	Stock Exchange Name	Code
1	Bombay Stock Exchange Limited	1

(b) CIN of the Registrar and Transfer Agent

U67190MH1999PTC118368

Pre-fill

Name of the Registrar and Transfer Agent

MUFG INTIME INDIA PRIVATE LIMITED

Registered office address of the Registrar and Transfer Agents

C-101, 1st Floor, 247 Park,
Lal Bahadur Shastri Marg, Vikhroli (West)

(vii) *Financial year From date 01/04/2024 (DD/MM/YYYY) To date 31/03/2025 (DD/MM/YYYY)

(viii) *Whether Annual general meeting (AGM) held ☒ Yes ☐ No

(a) If yes, date of AGM 06/08/2025

(b) Due date of AGM 30/09/2025

(c) Whether any extension for AGM granted ☐ Yes ☒ No

II. PRINCIPAL BUSINESS ACTIVITIES OF THE COMPANY

*Number of business activities 3

S.No	Main Activity group code	Description of Main Activity group	Business Activity Code	Description of Business Activity	% of turnover of the company
1	G	Trade	G1	Wholesale Trading	33.48
2	L	Real Estate	L1	Real estate activities with own or leased property	25.35
3	K	Financial and insurance Service	K8	Other financial activities	30.17

III. PARTICULARS OF HOLDING, SUBSIDIARY AND ASSOCIATE COMPANIES (INCLUDING JOINT VENTURES)

*No. of Companies for which information is to be given 3

Pre-fill All

S.No	Name of the company	CIN / FCRN	Holding/ Subsidiary/Associate/ Joint Venture	% of shares held
------	---------------------	------------	--	------------------

1	R.B. Fitness and Trading Private Limited	U74900MH2013PTC241644	Holding	74.36
2	BB (UK) Limited		Subsidiary	100
3	BB Europe GmbH		Subsidiary	

IV. SHARE CAPITAL, DEBENTURES AND OTHER SECURITIES OF THE COMPANY

(i) *SHARE CAPITAL

(a) Equity share capital

Particulars	Authorised capital	Issued capital	Subscribed capital	Paid up capital
Total number of equity shares	4,850,000	2,584,160	2,584,160	2,584,160
Total amount of equity shares (in Rupees)	48,500,000	25,841,600	25,841,600	25,841,600

Number of classes

1

Class of Shares	Authorised capital	Issued capital	Subscribed capital	Paid up capital
Equity Shares of Rs.10/- Each				
Number of equity shares	4,850,000	2,584,160	2,584,160	2,584,160
Nominal value per share (in rupees)	10	10	10	10
Total amount of equity shares (in rupees)	48,500,000	25,841,600	25,841,600	25,841,600

(b) Preference share capital

Particulars	Authorised capital	Issued capital	Subscribed capital	Paid-up capital
Total number of preference shares	10,150,000	0	0	0
Total amount of preference shares (in rupees)	101,500,000	0	0	0

Number of classes

1

Class of shares	Authorised capital	Issued capital	Subscribed capital	Paid up capital
Preference Shares of Rs.10/- each				
Number of preference shares	10,150,000	0	0	0
Nominal value per share (in rupees)	10	10	10	10
Total amount of preference shares (in rupees)	101,500,000	0	0	0

(c) Unclassified share capital

Particulars	Authorised Capital
Total amount of unclassified shares	0

(d) Break-up of paid-up share capital

Class of shares	Number of shares			Total nominal amount	Total Paid-up amount	Total premium
Equity shares	Physical	DEMAT	Total			
At the beginning of the year	36,158	2,548,002	2584160	25,841,600	25,841,600	
Increase during the year	0	415	415	4,150	4,150	0
i. Pubic Issues	0	0	0	0	0	0
ii. Rights issue	0	0	0	0	0	0
iii. Bonus issue	0	0	0	0	0	0
iv. Private Placement/ Preferential allotment	0	0	0	0	0	0
v. ESOPs	0	0	0	0	0	0
vi. Sweat equity shares allotted	0	0	0	0	0	0
vii. Conversion of Preference share	0	0	0	0	0	0
viii. Conversion of Debentures	0	0	0	0	0	0
ix. GDRs/ADRs	0	0	0	0	0	0
x. Others, specify	0	415	415	4,150	4,150	
Increase in Demat Holding						
Decrease during the year	415	0	415	4,150	4,150	0
i. Buy-back of shares	0	0	0	0	0	0
ii. Shares forfeited	0	0	0	0	0	0
iii. Reduction of share capital	0	0	0	0	0	0
iv. Others, specify	415	0	415	4,150	4,150	
Decrease in Physical Holding						
At the end of the year	35,743	2,548,417	2584160	25,841,600	25,841,600	
Preference shares						

At the beginning of the year	0	0	0	0	0	
Increase during the year	0	0	0	0	0	0
i. Issues of shares	0	0	0	0	0	0
ii. Re-issue of forfeited shares	0	0	0	0	0	0
iii. Others, specify	0	0	0	0	0	
Decrease during the year	0	0	0	0	0	0
i. Redemption of shares	0	0	0	0	0	
ii. Shares forfeited	0	0	0	0	0	0
iii. Reduction of share capital	0	0	0	0	0	0
iv. Others, specify	0	0	0	0	0	
At the end of the year	0	0	0	0	0	

ISIN of the equity shares of the company

INE145E01017

(ii) Details of stock split/consolidation during the year (for each class of shares)

0

Class of shares		(i)	(ii)	(iii)
Before split / Consolidation	Number of shares			
	Face value per share			
After split / Consolidation	Number of shares			
	Face value per share			

(iii) Details of shares/Debentures Transfers since closure date of last financial year (or in the case of the first return at any time since the incorporation of the company) *

☐ Nil
[Details being provided in a CD/Digital Media]

☐ Yes ☒ No ☐ Not Applicable

Separate sheet attached for details of transfers

☒ Yes ☐ No

Note: In case list of transfer exceeds 10, option for submission as a separate sheet attachment or submission in a CD/Digital Media may be shown.

Date of the previous annual general meeting		<div>06/08/2024</div>	
Date of registration of transfer (Date Month Year) <div></div>			
Type of transfer	<div></div>	1 - Equity, 2- Preference Shares,3 - Debentures, 4 - Stock	
Number of Shares/ Debentures/ Units Transferred	<div></div>	Amount per Share/ Debenture/Unit (in Rs.)	<div></div>
Ledger Folio of Transferor		<div></div>	
Transferor's Name	<div></div>	<div></div>	<div></div>
	Surname	middle name	first name
Ledger Folio of Transferee		<div></div>	
Transferee's Name	<div></div>	<div></div>	<div></div>
	Surname	middle name	first name

Date of registration of transfer (Date Month Year) <div></div>	
Type of transfer	<div></div>
1 - Equity, 2- Preference Shares,3 - Debentures, 4 - Stock	
Number of Shares/ Debentures/ Units Transferred	<div></div>
Amount per Share/ Debenture/Unit (in Rs.)	<div></div>

Ledger Folio of Transferor			
Transferor's Name			
	Surname	middle name	first name
Ledger Folio of Transferee			
Transferee's Name			
	Surname	middle name	first name

(iv) *Debentures (Outstanding as at the end of financial year)

Particulars	Number of units	Nominal value per unit	Total value
Non-convertible debentures	0	0	0
Partly convertible debentures	0	0	0
Fully convertible debentures	0	0	0
Total			0

Details of debentures

Class of debentures	Outstanding as at the beginning of the year	Increase during the year	Decrease during the year	Outstanding as at the end of the year
Non-convertible debentures	0	0	0	0
Partly convertible debentures	0	0	0	0
Fully convertible debentures	0	0	0	0

(v) Securities (other than shares and debentures)

0

Type of Securities	Number of Securities	Nominal Value of each Unit	Total Nominal Value	Paid up Value of each Unit	Total Paid up Value
Total					

V. *Turnover and net worth of the company (as defined in the Companies Act, 2013)

(i) Turnover

47,958,920

(ii) Net worth of the Company

215,032,444

VI. (a) *SHARE HOLDING PATTERN - Promoters

S. No.	Category	Equity		Preference	
		Number of shares	Percentage	Number of shares	Percentage
1.	Individual/Hindu Undivided Family				
	(i) Indian	90	0	0	
	(ii) Non-resident Indian (NRI)	16,450	0.64	0	
	(iii) Foreign national (other than NRI)	0	0	0	
2.	Government				
	(i) Central Government		0	0	
	(ii) State Government	0	0	0	
	(iii) Government companies	0	0	0	
3.	Insurance companies	0	0	0	
4.	Banks	0	0	0	
5.	Financial institutions	0	0	0	
6.	Foreign institutional investors	0	0	0	
7.	Mutual funds	0	0	0	
8.	Venture capital	0	0	0	
9.	Body corporate (not mentioned above)	1,921,580	74.36	0	
10.	Others	0	0	0	
	Total	1,938,120	75	0	0

Total number of shareholders (promoters)

11

(b) *SHARE HOLDING PATTERN - Public/Other than promoters

S. No.	Category	Equity		Preference	
		Number of shares	Percentage	Number of shares	Percentage

1.	Individual/Hindu Undivided Family				
	(i) Indian	565,091	21.87	0	
	(ii) Non-resident Indian (NRI)	16,500	0.64	0	
	(iii) Foreign national (other than NRI)	0	0	0	
2.	Government				
	(i) Central Government	0	0	0	
	(ii) State Government	0	0	0	
	(iii) Government companies	0	0	0	
3.	Insurance companies	0	0	0	
4.	Banks	0	0	0	
5.	Financial institutions	0	0	0	
6.	Foreign institutional investors	0	0	0	
7.	Mutual funds	0	0	0	
8.	Venture capital	0	0	0	
9.	Body corporate (not mentioned above)	18,770	0.73	0	
10.	Others IEPF	45,679	1.77	0	
	Total	646,040	25.01	0	0

Total number of shareholders (other than promoters)

2,277

**Total number of shareholders (Promoters+Public/
Other than promoters)**

2,288

**VII. *NUMBER OF PROMOTERS, MEMBERS, DEBENTURE HOLDERS
(Details, Promoters, Members (other than promoters), Debenture holders)**

Details	At the beginning of the year	At the end of the year
Promoters	11	11
Members (other than promoters)	2,297	2,277
Debenture holders	0	0






VIII. DETAILS OF DIRECTORS AND KEY MANAGERIAL PERSONNEL

(A) *Composition of Board of Directors

Category	Number of directors at the beginning of the year		Number of directors at the end of the year		Percentage of shares held by directors as at the end of year	
	Executive	Non-executive	Executive	Non-executive	Executive	Non-executive
A. Promoter	1	1	1	1	0.01	0.01
B. Non-Promoter	1	3	1	3	0.01	0
(i) Non-Independent	1	0	1	0	0.01	0
(ii) Independent	0	3	0	3	0	0
C. Nominee Directors representing	0	0	0	0	0	0
(i) Banks & FIs	0	0	0	0	0	0
(ii) Investing institutions	0	0	0	0	0	0
(iii) Government	0	0	0	0	0	0
(iv) Small share holders	0	0	0	0	0	0
(v) Others	0	0	0	0	0	0
Total	2	4	2	4	0.02	0.01

Number of Directors and Key managerial personnel (who is not director) as on the financial year end date 8

(B) (i) *Details of directors and Key managerial personnel as on the closure of financial year

Name	DIN/PAN	Designation	Number of equity share(s) held	Date of cessation (after closure of financial year : If any)
RAJESH KUMAR BATRA 	00020764	Managing Director	70	
PHEROZA JIMMY BILIMORIA 	00191386	Director	0	
SATYAN SHIVKUMAR 	01174081	Director	0	
NAKUL TOSHNIWAL	00350112	Director	0	
DIVAKAR GANAPATI KUMAR 	08730430	Director	100	
ROHAN KUMAR BATRA 	02574195	Director	10	
DIVAKAR GANAPATI KUMAR 	AADPK5640D	CFO	100	

Name	DIN/PAN	Designation	Number of equity share(s) held	Date of cessation (after closure of financial year : If any)
SUDHANSHU NAMDEO	ADJPN8424B	Company Secretary	0	

(ii) Particulars of change in director(s) and Key managerial personnel during the year

0

Name	DIN/PAN	Designation at the beginning / during the financial year	Date of appointment/ change in designation/ cessation	Nature of change (Appointment/ Change in designation/ Cessation)

IX. MEETINGS OF MEMBERS/CLASS OF MEMBERS/BOARD/COMMITTEES OF THE BOARD OF DIRECTORS

A. MEMBERS/CLASS /REQUISITIONED/NCLT/COURT CONVENED MEETINGS

Number of meetings held

1

Type of meeting	Date of meeting	Total Number of Members entitled to attend meeting	Attendance	
			Number of members attended	% of total shareholding
Annual General Meeting	06/08/2024	2,314	30	78.22

B. BOARD MEETINGS

*Number of meetings held

4

S. No.	Date of meeting	Total Number of directors associated as on the date of meeting	Attendance	
			Number of directors attended	% of attendance
1	24/05/2024	4	3	75
2	12/08/2024	4	4	100
3	13/11/2024	4	4	100
4	10/02/2025	4	4	100

C. COMMITTEE MEETINGS

Number of meetings held

7

S. No.	Type of meeting	Date of meeting	Total Number of Members as on the date of the meeting	Attendance	
				Number of members attended	% of attendance
1	Audit Committee	24/05/2024	3	3	100

S. No.	Type of meeting	Date of meeting	Total Number of Members as on the date of the meeting	Attendance	
				Number of members attended	% of attendance
2	Nomination an +	24/05/2024	3	3	100
3	Audit Committe +	12/08/2024	3	3	100
4	Audit Committe +	13/11/2024	3	3	100
5	Audit Committe +	10/02/2025	3	3	100
6	Nomination an +	10/02/2025	3	3	100
7	Stakeholders F +	10/02/2025	3	3	100

D. * ATTENDANCE OF DIRECTORS

S. No.	Name of the director	Board Meetings			Committee Meetings			Whether attended AGM held on
		Number of Meetings which director was entitled to attend	Number of Meetings attended	% of attendance	Number of Meetings which director was entitled to attend	Number of Meetings attended	% of attendance	06/08/2024
								(Y/N/NA)
1	RAJESH KUM	4	4	100	1	1	100	Yes
2	PHEROZA JIM	4	4	100	7	7	100	Yes
3	SATYAN SHIV	4	4	100	7	7	100	Yes
4	NAKUL TOSH	4	4	100	6	6	100	Yes
5	DIVAKAR GAI	4	4	100	0			Yes
6	ROHAN KUM	4	3	75	0			Yes

X. * REMUNERATION OF DIRECTORS AND KEY MANAGERIAL PERSONNEL

☐ Nil

Number of Managing Director, Whole-time Directors and/or Manager whose remuneration details to be entered

2

S. No.	Name	Designation	Gross Salary	Commission	Stock Option/ Sweat equity	Others	Total Amount
1	Rajesh Batra	Managing Direct +	2,596,152	0	0	0	2,596,152
2	Divakar G. Kamath	Executive Direct +	3,660,408	0	0	0	3,660,408
	Total		6,256,560	0	0	0	6,256,560

Number of CEO, CFO and Company secretary whose remuneration details to be entered

1

S. No.	Name	Designation	Gross Salary	Commission	Stock Option/ Sweat equity	Others	Total Amount
1	Sudhanshu Namdeo	Company Secretary	3,353,124	0	0	0	3,353,124
	Total		3,353,124	0	0	0	3,353,124

Number of other directors whose remuneration details to be entered

0

S. No.	Name	Designation	Gross Salary	Commission	Stock Option/ Sweat equity	Others	Total Amount
1							0
	Total						

XI. MATTERS RELATED TO CERTIFICATION OF COMPLIANCES AND DISCLOSURES

* A. Whether the company has made compliances and disclosures in respect of applicable provisions of the Companies Act, 2013 during the year ☒ Yes ☐ No

B. If No, give reasons/observations

XII. PENALTY AND PUNISHMENT - DETAILS THEREOF

(A) DETAILS OF PENALTIES / PUNISHMENT IMPOSED ON COMPANY/DIRECTORS /OFFICERS ☒ Nil

Name of the company/ directors/ officers	Name of the court/ concerned Authority	Date of Order	Name of the Act and section under which penalised / punished	Details of penalty/ punishment	Details of appeal (if any) including present status

(B) DETAILS OF COMPOUNDING OF OFFENCES ☒ Nil

Name of the company/ directors/ officers	Name of the court/ concerned Authority	Date of Order	Name of the Act and section under which offence committed	Particulars of offence	Amount of compounding (in Rupees)

XIII. Whether complete list of shareholders, debenture holders has been enclosed as an attachment

☒ Yes ☐ No